



RIVER

CARAVANS

CUSTOM BUILT CARAVANS

info@rivercaravans.com.au

www.rivercaravans.com.au



About Us

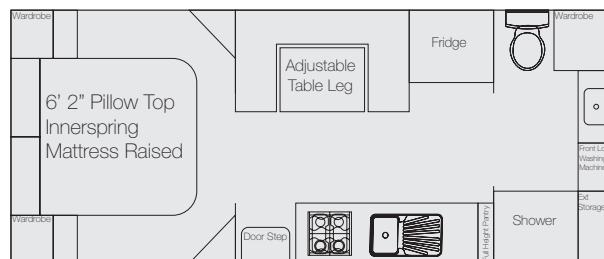
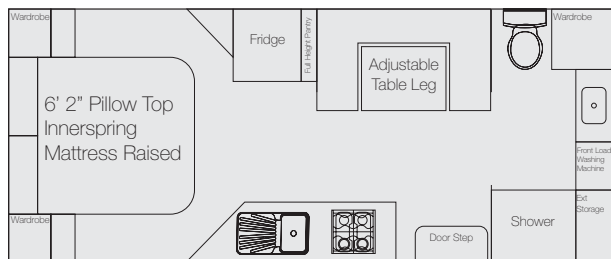
River Caravans are a high quality boutique custom built caravan manufacturer based in Somerton Victoria, Using their skills honed over the past 44 years in the caravan industry. The family business ran by Sal and his wife Rita, with Sal controlling the factory floor and Rita running the office and after sales service, while both oversee the total operation to consistently achieve a high quality finished product.

44 years ago Sal's father started G & S Chassis, while Sal himself started there around 30 years ago manufacturing and co designing chassis and suspensions which have led the market in the caravan industry ever since. In early 2010 Sal and Rita started River Caravans and have been focused on producing quality caravans ever since.

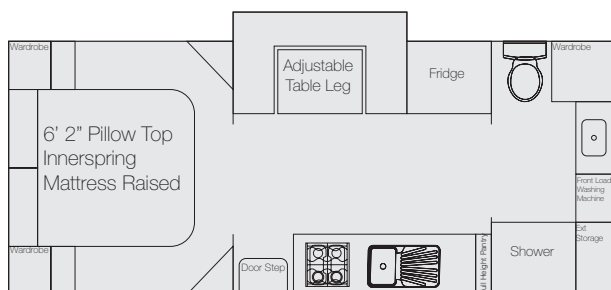
Now with G & S Chassis not being owned by the family anymore it was the perfect opportunity to start a new chapter in River Caravans manufacturing history, so 2019 marks the release of River Caravans first New chassis (C & R Chassis) owned designed & manufactured by Sal & his father drawing on their combined 75 years chassis and caravan building experience to ensure a high quality build long into the future.

Dreamliner

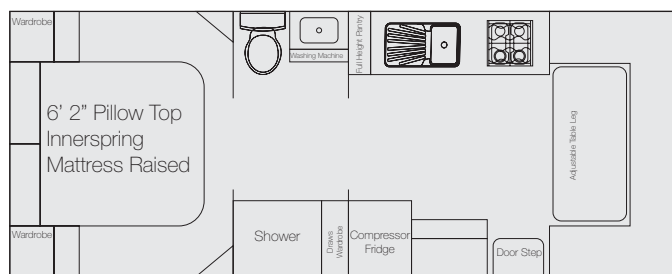
Duel Axle



Dreamliner 21' Rear Door Club



Dreamliner 21'6" Club



Dreamliner 22' Club Slide Out



Dreamliner 23' Rear Club

Touring At It's Finest!

....for the journey



Luxury

Specifications

Dominator Off-Road

Diamantina

Dreamliner

Family

17'6" 17' 18' 19' 19'6" 20' 20'6" 17' 18' 19' 19'6" 20' 20'6" 21' 21'6" 22' Club Slide 23' Rear Club 18' 20' 22'

Chassis

	17'6"	17'	18'	19'	19'6"	20'	20'6"	17'	18'	19'	19'6"	20'	20'6"	21'	21'6"	22' Club Slide	23' Rear Club	18'	20'	22'	
Reinforced 6' x 2' SupaGal Chassis	•	•	•	•	•	•	•	•	•	•	•	•	•	•	•	•	•	•	•	•	•
6' x 2' Supagal A-Frame	•	•	•	•	•	•	•	•	•	•	•	•	•	•	•	•	•	•	•	•	•
Reinforced 4' x 2' SupaGal Chassis								•	•	•	•	•	•					•	•		
Reinforced 4' x 2' SupaGal A-Frame								•	•	•	•	•	•					•	•		
100mm Boxed SupaGal Steel Chassis Raiser	•	•	•	•	•	•	•	•	•	•	•	•	•	•	•	•	•	•	•	•	•
50mm Boxed SupaGal Steel Chassis Raiser	•	•	•	•	•	•	•	•	•	•	•	•	•	•	•	•	•	•	•	•	•
Extended A-Frame	•	•	•	•	•	•	•	•	•	•	•	•	•	•	•	•	•	•	•	•	•
DO-35 Articulated Off-Road Hitch 3.5 Tonne Rating	•	•	•	•	•	•	•	•	•	•	•	•	•	•	•	•	•	•	•	•	•
Ark XO Extreme Off-Road Hitch 3.5 Tonne Rating								•	•	•	•	•	•	•	•	•	•	•	•	•	•
Ark Ball Coupling 3.5 Tonne with Low Profile Foldable Handle								•	•	•	•	•	•	•	•	•	•	•	•	•	•
Standard Axle & Springs								•	•	•	•	•	•	•	•	•	•	•	•	•	•
Cruismaster CRS 2 Single Axle (2.5T)								•	•									•	•		
Cruismaster CRS 2 Dual Axle (3.5T)										•	•	•	•	•	•	•	•			•	•
Cruismaster XT All Terrain Coil Single Axle Independent Suspension 2.8 T	•	•	•					•	•									•	•		
Cruismaster XT All Terrain Coil Dual Axle Independent Suspension 3.7 T				•	•	•	•			•	•	•	•	•	•	•	•			•	•
12' Off-Road Drum Brakes	•	•	•	•	•	•	•	•	•	•	•	•	•	•	•	•	•	•	•	•	•
10' Drum Brakes										•	•	•	•							•	•
16' x 265 All Terrain Tyres With Alloy Mag Wheels				•	•	•	•			•	•	•	•	•	•	•	•	•	•	•	•
16' x 245 All Terrain Tires With Alloy Mag Wheels	•	•	•	•	•	•	•	•	•	•	•	•	•	•	•	•	•	•	•	•	•
15' x 235 All Terrain Tyres With Alloy Mag Wheels										•	•	•	•							•	•
1 x Matching Spare Tyre Mounted on the Read Bar	•	•	•	•	•	•	•	•	•	•	•	•	•	•	•	•	•	•	•	•	•
Dexter Stability Control	•	•	•	•	•	•	•	•	•	•	•	•	•	•	•	•	•	•	•	•	•
Front Toolbox with Slide Out Generator Storage & 2 x Side Mounterd Gerry Holders/Cans	•	•	•	•	•	•	•	•	•	•	•	•	•	•	•	•	•	•	•	•	•
Quick Release Stone Deflector on A-Frame	•	•	•	•	•	•	•	•	•	•	•	•	•	•	•	•	•	•	•	•	•
Aluminium Mesh Storage Shelve Under A-Frame	•	•	•	•	•	•	•	•	•	•	•	•	•	•	•	•	•	•	•	•	•
Fully Sealed Galvanised Steel Wheel Arches	•	•	•	•	•	•	•	•	•	•	•	•	•	•	•	•	•	•	•	•	•
2 x 95LT Water Tanks With Stone Guards	•	•	•	•	•	•	•	•	•	•	•	•	•	•	•	•	•	•	•	•	•
1 x 95LT Grey Water Tank with Stone Guard	•	•	•	•	•	•	•	•	•	•	•	•	•	•	•	•	•	•	•	•	•
Underbody Pipework Protection	•	•	•	•	•	•	•	•	•	•	•	•	•	•	•	•	•	•	•	•	•
Quick Release Adjustable Corner Jacks	•	•	•	•	•	•	•	•	•	•	•	•	•	•	•	•	•	•	•	•	•
Adjustable Boxed Steel Rear Bar 4 x Support Arms	•	•	•	•	•	•	•	•	•	•	•	•	•	•	•	•	•	•	•	•	•
Breakaway Safety Chains with Chassis Mounting Hooks	•	•	•	•	•	•	•	•	•	•	•	•	•	•	•	•	•	•	•	•	•
2 x Rated Steel Safty Chains with Chassis Mounting Hooks	•	•	•	•	•	•	•	•	•	•	•	•	•	•	•	•	•	•	•	•	•

